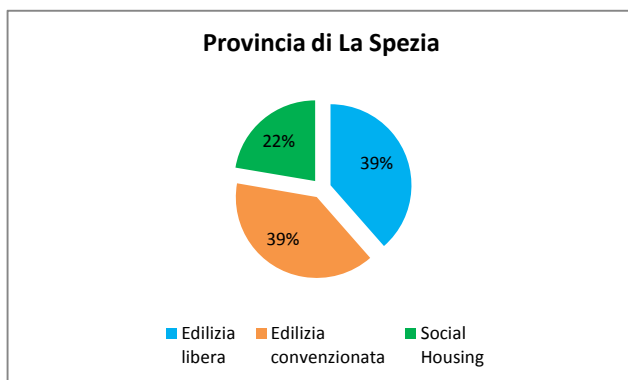
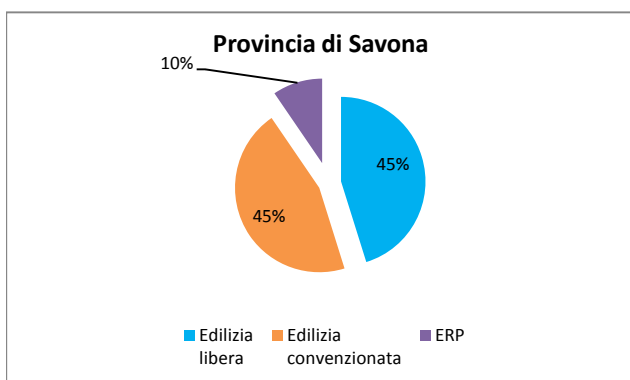
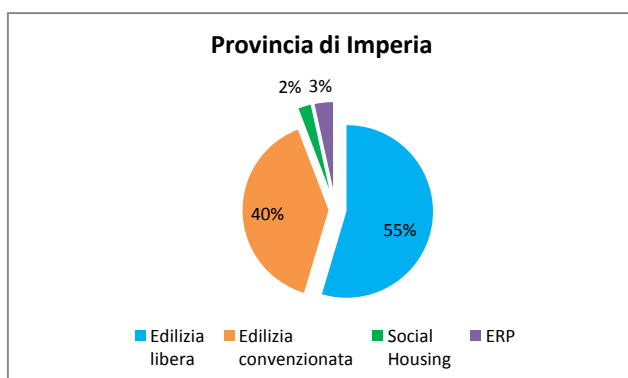
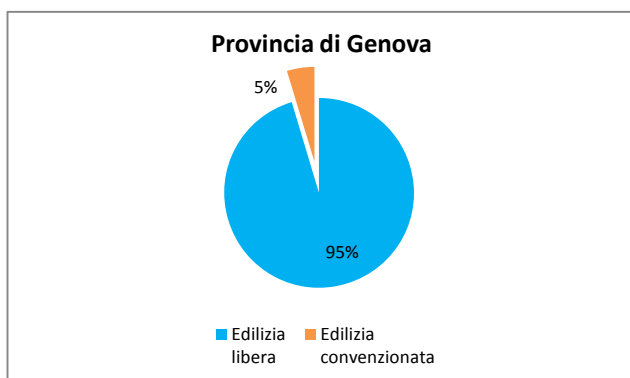


## Offerta residenziale di ABITCOOP Liguria al 29 novembre 2013

Alloggi (dati assoluti)					
Provincia	Edilizia libera	Edilizia convenzionata	Social Housing	ERP	Totale
<b>Genova</b>	286	14			300
<b>Imperia</b>	47	34	2	3	86
<b>La Spezia</b>	57	58	33		148
<b>Savona</b>	85	85		18	188
<b>Totale</b>	<b>475</b>	<b>191</b>	<b>35</b>	<b>21</b>	<b>722</b>

Alloggi (dati %)				
Provincia	Edilizia libera	Edilizia convenzionata	Social Housing	ERP
<b>Genova</b>	95,3%	4,7%	0,0%	0,0%
<b>Imperia</b>	54,7%	39,5%	2,3%	3,5%
<b>La Spezia</b>	38,5%	39,2%	22,3%	0,0%
<b>Savona</b>	45,2%	45,2%	0,0%	9,6%
<b>Totale</b>	<b>65,8%</b>	<b>26,5%</b>	<b>4,8%</b>	<b>2,9%</b>



Fonte: Abitcoop Liguria Assemblea Annuale